

Getting started with 2D Game Design with Gamefroot

BEFORE YOU BEGIN

Please make sure your computer is compatible with PB@Home online camp.

Recommended Computer Specs

Operating System

Windows 8 / 8.1 / 10

macOS 10.11 - 11

RAM

4 GB or higher

Hard Drive

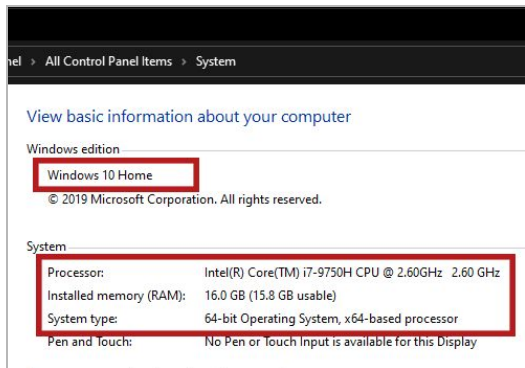
5 GB or more of free storage

↓SCROLL DOWN↓

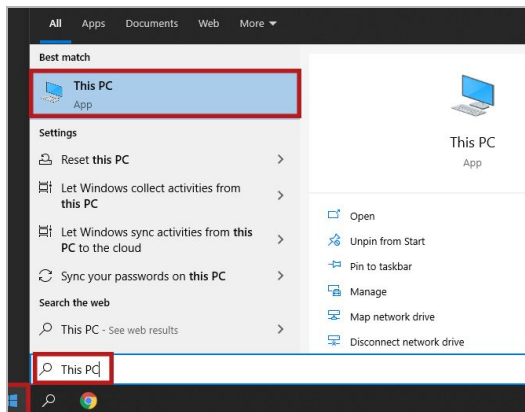
How To Check Your Computer Specs

Windows

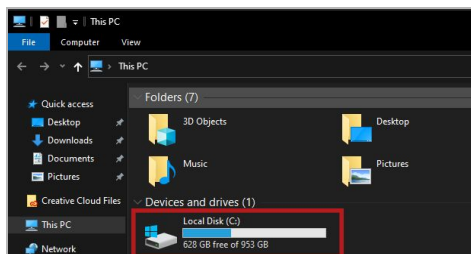
Press the **WINDOWS KEY + PAUSE BREAK**. Check the version of Windows and the amount of RAM.



Open the start menu in the bottom left, type **“This PC”**, and select the app with the same name.



Check the amount of free storage.



macOS

Click the Apple Logo in the top left of the screen and click **ABOUT THIS MAC**.



Check the **VERSION** number and amount of **MEMORY**.



Click on the **STORAGE** tab and check the amount of free storage.



↓SCROLL DOWN↓

ONLY SOFTWARE REQUIRED: Google Chrome

This course uses [Gamefroot](#) to design 2D games. We will be logging in to Gamefroot with our PlanetBravo Google accounts during class.

For now, please make sure you have **Google Chrome** installed on your computer. If you aren't already using it, click this link — google.com/chrome — and follow the instructions for installing Google Chrome.

**If you have Google Chrome,
you're all set!
(This course runs on the web!)**